

Nippon Manufacturing Service Corporation (nms) Consolidated Fact Sheet FY2014

Stock exchange listings : JASDAQ Securities Exchange (Stock code : 2162)

URL: <http://www.n-ms.co.jp>

Contact : nms-ir@n-ms.co.jp

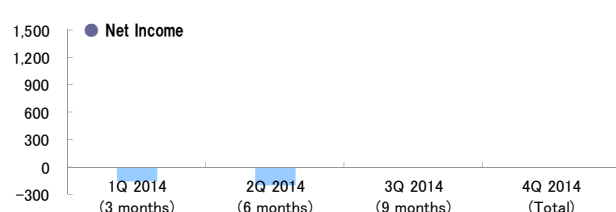
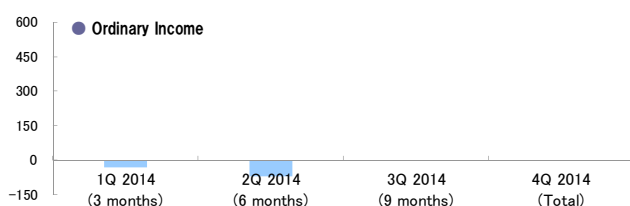
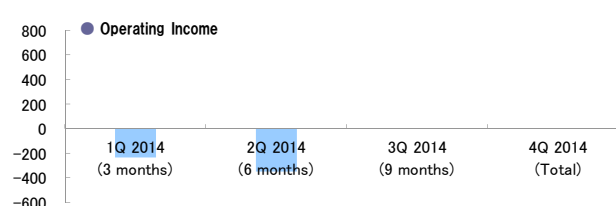
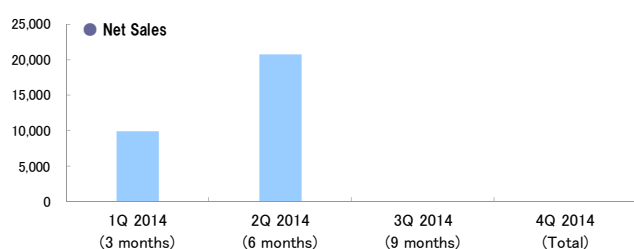
nms is the leading manufacturing outsourcing company in Japan, and expanding our business globally and helps to preserve and pass down Japan's exceptional, world-renowned capabilities for Monozukuri. We will provide a one-stop service for Monozukuri in the form of "neo EMS" that handles everything from design and development to repairs and customer service both in Japan and abroad. We are the first Japanese company to acquire a license in Vietnam for in-plant contract manufacturing and contract manufacturing businesses and to receive a permit to provide dispatch labor services in China, the only manufacturing outsourcing company that makes it possible to do "Monozukuri" on the level that Japanese manufacturers want whether in Japan or overseas.

Summary of Quarterly Financial Information

(Million JPY)

	1Q 2014 (3 months)	2Q 2014 (6 months)	3Q 2014 (9 months)	4Q 2014 (Total)
Net Sales	9,941	20,823		
Operating Income	-230	-345		
Ordinary Income	-29	-68		
Net Income	-155	-197		
Net Income per share (JPY)	-1,523.31	-1,927.02		
[Financial Data]				
Operating income ratio (%)	-	-		

[Performance Graph] (Million JPY)



Performance Information

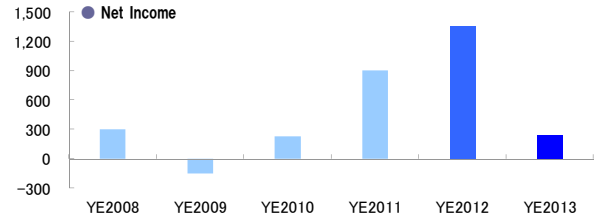
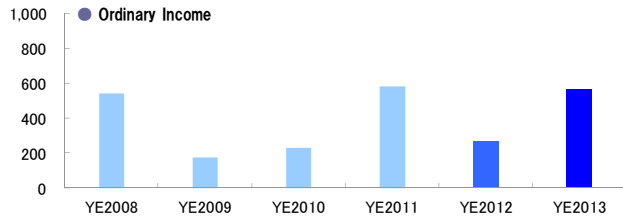
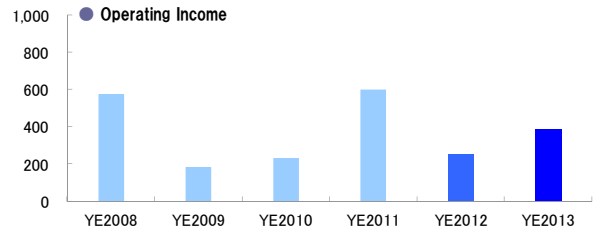
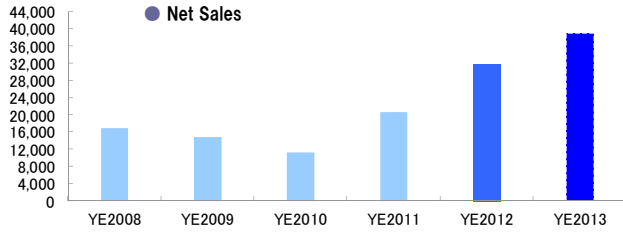
(Million JPY)

Operational Results	YE2008	YE2009	YE2010	YE2011	YE2012	YE2013
Net Sales	16,963	14,822	11,224	20,675	31,832	38,869
Operating Income	576	184	234	602	252	387
Ordinary Income	542	174	230	584	266	564
Net Income	302	-152	230	907	1,356	235
Net Income per share (JPY)	14,352.31	-7,143.89	11,497.36	45,595.87	13,552.23	2,303.42
Dividends per share (JPY)	-	-	500	2000	400	300
Net Sales by Business Segment	YE2008	YE2009	YE2010	YE2011	YE2012	YE2013
In-line Solutions (IS)	13,552	11,097	7,936	8,516	9,371	9,538
Manufacturing Solutions (MS)	1,956	2,276	2,526	3,173	2,903	2,386
Global Engineering (GE)	1,454	1,449	762	689	628	611
Electronics Manufacturing Service (EMS)	-	-	-	8,297	18,950	26,333
Total assets/Net assets/Equity ratio	YE2008	YE2009	YE2010	YE2011	YE2012	YE2013
Total assets	4,218	2,832	3,117	7,362	18,709	19,061
Net assets	1,252	1,069	1,295	2,169	5,839	6,523
Equity ratio	29.7%	37.8%	41.3%	29.2%	17.9%	19.7%
Cash flow position	YE2008	YE2009	YE2010	YE2011	YE2012	YE2013
Cash flows from operating activities	80	-302	352	671	596	145
Cash flows from investing activities	-71	-21	-80	-196	667	-222
Cash flows from financing activities	19	-132	-264	349	949	-382
Financial Indicators	YE2008	YE2009	YE2010	YE2011	YE2012	YE2013
Operating income ratio (%)	3.2	1.2	2.1	2.9	0.8	1.0
ROE (%)	29.4	-	19.5	42.3	49.4	6.6
ROA (%)	13.3	4.9	7.7	7.9	2.0	3.0

※The Company started preparing consolidated financial statements in FY2011/03. Up until that time, non-consolidated values were stated for reference.

※ On April 1, 2011, a 5-for-1 stock split was implemented.

[Performance Graph] (Million JPY)



Basic Information (As of Sep 30, 2013)

• Company Name	Nippon Manufacturing Service Corporation (nms)
• Head Office	Tokyo Opera City Tower 11F, 3-20-2 Nishi-shinjuku, Shinjuku-ku, Tokyo 163-1411, Japan
• Established/Incorporated	Sep-85/Aug-90
• Officers	President : Fumiaki Ono Executive Managing Director : Norihiko Suehiro Executive Managing Director : Hidehisa Fukumoto Executive Director : Kazuyuki Sato Executive Director : kazumitsu Shiozawa
	• Capital 500,690,000yen

Stock Information (As of Sep 30, 2013)

• Fiscal year end	31-March
• Date of ordinary general Shareholders' Meeting	June
• Record date	Year-end dividends: March 31/Interim dividends: September 30
• Number of shares constituting one unit	1share
• Number of shares authorized	412,000 shares
• Number of shareholders	1,848
	• Number of shares issued 108,055 shares

Major Shareholders

Shareholder name	Stock Holdings*	Stock Holding Ratio
JAFCO Buyout No.2 Investment Limited Partnership	38,690	35.8
Fumiaki Ono	18,200	16.8
Nomura Securities Co., Ltd.	2,974	2.8
Kyouji Hasegawa	2,440	2.3
Hidehisa Fukumoto	2,200	2.0
Fumiya Yamada	1,850	1.7
Employee Stock Ownership	1,538	1.4
JAFCO Buyout NO.2 Investment Limited Partnership (Cayman) L.P.	1,610	1.5
Norihiko Suehiro	1,275	1.2
Treasury Stock	5,815	5.4

Share price/Market Value

JPY [Closing price, June 28, 2013] / JPY 43,000/4,646M

Forward P/E

[Consolidated] 7.99